

DEVSANT COMMERCIAL PRIVATE LIMITED

CIN-U51909WB2012PTC174987

Balance Sheet as at 31st March, 2022

Particulars	Note	Amount In ₹('00)	
		As at 31.03.2022 Audited	As at 31.03.2021 Audited
(I) EQUITY AND LIABILITIES			
(1) Shareholders' funds			
(a) Share Capital	02	3,400.00	3,400.00
(b) Reserves and surplus	03	80,653.45	73,900.30
TOTAL SHAREHOLDERS' FUNDS		84,053.45	77,300.30
(2) Non Current Liabilities			
(a) Long Term Borrowings	04	4,41,798.90	4,58,813.17
TOTAL NON - CURRENT LIABILITIES		4,41,798.90	4,58,813.17
(3) Current liabilities			
(a) Short term Borrowings	05	9,806.80	
(b) Trade Payable	06		
(c) Other current liabilities	07	1,13,705.40	1,14,614.69
(d) Short term provisions	08	2,426.03	3,533.42
TOTAL CURRENT LIABILITIES		1,25,938.23	1,18,148.11
TOTAL EQUITY AND LIABILITIES		6,51,790.58	6,54,261.58
(II) ASSETS			
(1) Non-Current Assets			
(a) Non-Current Investments	09	55,000.00	55,000.00
TOTAL NON-CURRENT ASSETS		55,000.00	55,000.00
(2) Current assets			
(a) Inventories	10	4,67,649.79	4,50,830.97
(b) Trade Receivable	11		1,999.75
(c) Cash and Bank Balances	12	90,163.76	1,38,572.47
(d) Short term Loans and Advances	13	38,977.03	7,858.39
(e) Other current assets	14		
TOTAL CURRENT ASSETS		5,96,790.58	5,99,261.58
TOTAL ASSETS		6,51,790.58	6,54,261.58

Notes to analytical ratios 23
 Other Notes to Financial Statements 23
 Significant Accounting Policies/Corporate Information 1
 The Notes referred to above form an integral part of Financial Statements

In terms of our report attached

For and on behalf of the Board of Directors


For N.K. SETHI & CO.
 Chartered Accountants
 Firm Regn : 323124E

Gaurav Sanganeria
 GAURAV SANGANERIA
 PARTNER

M.No.309049
 Kolkata,

Dated :- 10/09/2022

UDIN :- 22309049AZJRW04816



Devsant Commercial Pvt. Ltd.

Subasis Jangal

Director:
 DIN-

Director

Director:
 DIN-

Kakeli Saoyal
 Devsant Commercial Pvt.

Dir

Note - 02 - Share Capital

Authorised:		
1,00,000 Equity Shares of ₹ 10 each (31.03.2021: 100000 Shares of 10/- each)	10,000.00	10,000.00
Total Authorised Share Capital	10,000.00	10,000.00
Issued, Subscribed and Paid up:		
34,000 Equity Shares of ₹ 10 each (31.03.2021: 34000 Shares of 10/- each)	3,400.00	3,400.00
Total Paid-Up Share Capital	3,400.00	3,400.00
Reconciliation of Number of Shares outstanding at the end of the Year		
	No. of Shares	No. of Shares
Opening Balance	34,000	34,000
(+) Add New Shares Issued during current year		
Closing Balance	34,000	34,000

Disclosure:

- The Company has only one class of Equity Shares having par value of ₹ 10/- per share. All these shares have the same right with respect to payment of dividend repayment of capital and voting.
- In the event of liquidation of the company, the holders of Equity shares will be entitled to receive remaining assets of the company, after distribution of all preferential amounts. The distribution will be in the proportion to the Number of Equity Shares held by the shareholders.

3-Details of share holding more than 5% of total shares of the Company:

Name of the Share holder	As on 31.03.2022		As on 31.03.2021	
	No. of Shares held	% of Holding	No. of Shares held	% of Holding
Santwana Bagchi	-	-	13000	38.24
Debasis Sanyal	11000	32.35	11000	32.35
Kakali Sanyal	17000	50.00	4000	11.76
BSNI Commercial Pvt Ltd	6000	17.65	6000	17.65

4-Details of Shareholder of Promoters

Name of the Share holder	% change	As on 31.03.2022		As on 31.03.2021	
		No. of Shares held	% of Holding	No. of Shares held	% of Holding
Santwana Bagchi	(38.24)	-	-	13000	38.24
Debasis Sanyal	-	11000	32.35	11000	32.35
Kakali Sanyal	38.24	17000	50.00	4000	11.76
BSNI Commercial Pvt Ltd	-	6000	17.65	6000	17.65

Note - 03 - Reserves & Surplus

(a) Surplus		
Opening Balance		16,300.30
(+) Net Profit / (Net Loss) for the period		6,753.15
Closing Balance		23,053.45
(b) Securities Premium Account		
Opening Balance		57,600.00
(+) Premium On Shares Issued During The Year		
Closing Balance		57,600.00
Total Reserves & Surplus		80,653.45

Note - 04 - Long Term Borrowing


(a) Unsecured Loan		
From Body Corporate		4,41,798.90
		4,58,813.17
		4,41,798.90
		4,58,813.17

Note - 05 - Short Term Borrowing

(a) Secured Loan		
Axis Bank - Overdraft Balance (Against Fixed Deposit)		9,806.80
		9,806.80
Total Short Term borrowing		4,51,605.70

Devsant Commercial Pvt. Ltd.
Debasis Sanyal

Director



Devsant Commercial Pvt. Ltd.
Kakali Sanyal
Director

DEVSANT COMMERCIAL PRIVATE LIMITED
CIN-US1909WB2012PTC174987
 Notes forming part of financial statements for the year ended 31st March, 2022

As at 31.03.2022	As at 31.03.2021
Audited	Audited
Amount in ₹('00)	Amount in ₹('00)

Note - 06 Trade Payable

- (a) Sundry Creditors
1 Creditors For Supplies / Services
 (a) Total outstanding dues of micro, small and medium enterprises
 (b) Total outstanding dues of creditors other than micro, small and medium enterprises

Total Sundry Creditors

Note - 07 - Other Current Liabilities

Creditors for other liabilities

(Other than MSME)

(a) Outstanding Auditor's remuneration	2,090.80	1,860.40
(b) Creditors For Expenses	11,278.47	12,382.47
(c) Advance for land	47,500.00	47,500.00
(d) TDS Deducted Payable	2,836.13	2,871.82
(e) Security Deposit	50,000.00	50,000.00

Total Other Current Liabilities

1,13,705.40 1,14,614.69

Note - 08 - Short term Provisions

- (a) Provision for Tax

2,426.03 3,533.42

Total Short Term Provisions

2,426.03 3,533.42

Note -09 - Non-current Investments

(Non- traded Investments)

- (a) Investment in Equity Shares (Un-Quoted)

Fully Paid-up (At cost)

55,000.00 55,000.00

Total Non-Current Investments

55,000.00 55,000.00

Additional Details:

Aggregate value of Quoted Investments

Market Value of Quoted Investments

Aggregate value of Unquoted Investments

Value of investments carried other than at cost *

55,000.00 55,000.00

Provision for diminution in value of investments as on date

Note - 10- Inventories

- (a) Stock Work-in-progress
 (Valued At Cost)

4,67,649.79 4,50,830.97

Total Inventories

4,67,649.79 4,50,830.97

Note - 11 - Trade and other receivables

Classification of Current Trade Receivables

Secured, considered good

Unsecured, considered good

Doubtful

1,999.75

Total Trade and Other Receivables


1,999.75

Note: Ageing Schedule of Trade Receivables is attached as Note-09 (Annexure).

Devsant Commercial Pvt. Ltd.

Subhasis Sanyal

Director



Devsant Commercial Pvt. Ltd.

Kakuli Sanyal

Director

DEV SANT COMMERCIAL PRIVATE LIMITED

CIN-U51909WB2012PTC174987

Notes forming part of financial statements for the year ended 31st March, 2022

	As at 31.03.2022	As at 31.03.2021
	Audited	Audited
	Amount in ₹('00)	Amount in ₹('00)
Note - 12 - Cash and cash equivalents		
(a) Cash in hand		
(b) Balances with banks	6,301.92	5,377.37
	(i)	Axis Bank
	(ii)	Fixed Deposit with Axis Bank
	83,861.84	867.69
Total Cash And Cash Equivalents	90,163.76	1,32,327.41
Included above:		
(i) Earmarked balance for unpaid dividend		
(ii) Balances held as margin Money		
(iii) Bank deposits with more than 12 months maturity		
	83,861.84	1,32,327.41
Note - 13- Short term Loans and Advances		
(a) Advances with Govt. (TDS)	2,477.03	2,858.39
(b) Advances From Party	36,500.00	5,000.00
Total Short term Loans and Advances	38,977.03	7,858.39
Classification of loans and advances		
Secured, considered good		
Unsecured, considered good	2,477.03	2,858.39
Doubtful	36,500.00	5,000.00
Gross Loans and advances	38,977.03	7,858.39
Loans and advances include		
Directors *		
Other Officers of the Company *		
Firm in which director is a partner *		
Private Company in which director is a member		
* Either severally or jointly		
Note- 14-Other Current Assets		
(a) Other Current Assets		
Preliminary Expenses (Not Written Off)		
Total Other Current Assets		

Devsant Commercial Pvt. Ltd.

Debasis Janyal

Director

Devsant Commercial Pvt. Ltd.

Kakeli Sanyal

Director

